

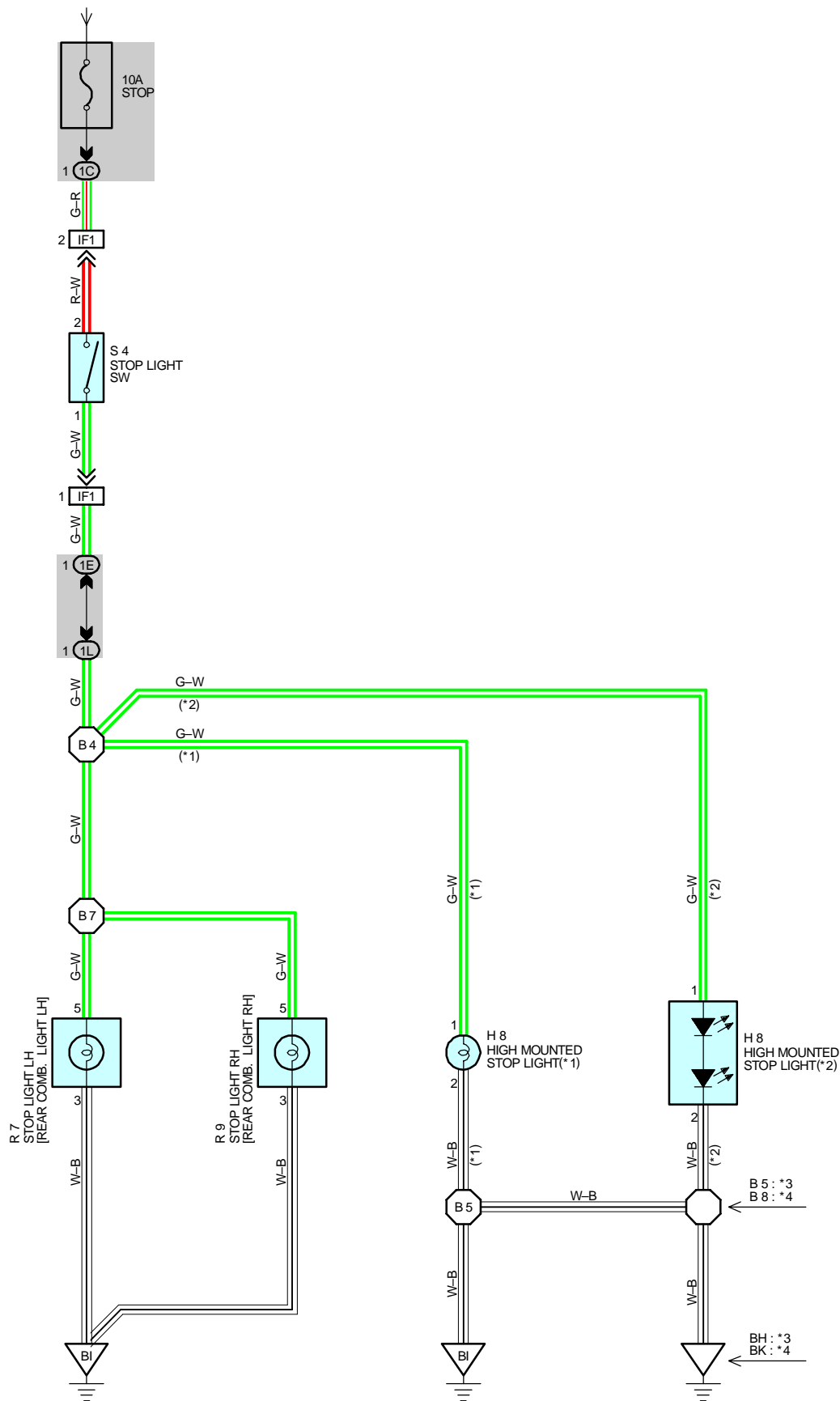


STOP LIGHT

*1 : PACKAGE TRAY TYPE
*2 : REAR SPOILER TYPE

*3 : C/P
*4 : CONVERTIBLE

FROM POWER SOURCE SYSTEM (SEE PAGE 48)



SERVICE HINTS

S 4 STOP LIGHT SW

2-1 : CLOSED WITH THE BRAKE PEDAL DEPRESSED



: PARTS LOCATION

| CODE | SEE PAGE | CODE | SEE PAGE | CODE | SEE PAGE |
|------|--------------------------|------|--------------------------|------|----------|
| H 8 | 28(C/P), 29(CONVERTIBLE) | R 9 | 28(C/P), 29(CONVERTIBLE) | | |
| R 7 | 28(C/P), 29(CONVERTIBLE) | S 4 | 27 | | |



: JUNCTION BLOCK AND WIRE HARNESS CONNECTOR

| CODE | SEE PAGE | JUNCTION BLOCK AND WIRE HARNESS (CONNECTOR LOCATION) |
|------|----------|---|
| 1C | 20 | INSTRUMENT PANEL WIRE AND DRIVER SIDE J/B (LEFT KICK PANEL) |
| 1E | | |
| 1L | 20 | FLOOR WIRE AND DRIVER SIDE J/B (LEFT KICK PANEL) |



: CONNECTOR JOINING WIRE HARNESS AND WIRE HARNESS

| CODE | SEE PAGE | JOINING WIRE HARNESS AND WIRE HARNESS (CONNECTOR LOCATION) |
|------|----------|---|
| IF1 | 34 | INSTRUMENT PANEL WIRE AND SWITCH WIRE (NEAR THE STEERING COLUMN) |



: GROUND POINTS

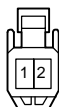
| CODE | SEE PAGE | GROUND POINTS LOCATION |
|------|-----------------|-----------------------------------|
| BH | 36(C/P) | LEFT SIDE OF THE UPPER BACK PANEL |
| BI | 36(C/P) | LOWER BACK PANEL CENTER |
| | 37(CONVERTIBEL) | |
| BK | 37(CONVERTIBEL) | UPPER THE REAR WHEEL HOUSE LH |



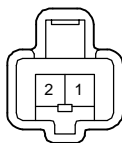
: SPLICE POINTS

| CODE | SEE PAGE | WIRE HARNESS WITH SPLICE POINTS | CODE | SEE PAGE | WIRE HARNESS WITH SPLICE POINTS |
|------|----------|---------------------------------|------|-----------------|---------------------------------|
| B 4 | 36(C/P) | FLOOR WIRE | B 7 | 37(CONVERTIBEL) | FLOOR WIRE |
| B 5 | | | B 8 | 36 | |
| B 7 | | | | 37(CONVERTIBEL) | |

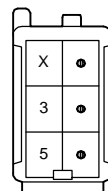
(PACKAGE TRAY H 8 GRAY TYPE)



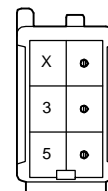
(REAR SPOILER H 8 TYPE)



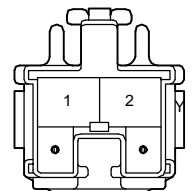
R 7



R 9



(W/ CRUISE S 4 CONTROL)



(W/O CRUISE S 4 CONTROL)

